
































Year 1 Home Learning Grid – Week 8

Creative	Mathematical/logical	Physical	Discussion																																								
<p style="text-align: center;">What am I?</p> <p>Write riddles about jungle animals. Can your family guess what animal the riddle is about?</p> <div style="border: 1px solid blue; padding: 5px; margin: 10px auto; width: fit-content;"> <p style="text-align: center;">What am I?</p> <p style="text-align: center;">I have four legs. I am a type of cat. I have a mane. I can roar.</p> </div> 	<p>Practise counting forwards and backwards in 2s, 5s and 10s.</p> <p>Write the numbers in the correct sequence.</p> <p style="text-align: center;">Do you notice any patterns?</p> <p style="text-align: center;">https://www.bbc.co.uk/teach/supermovers/ks1-maths-counting-with-john-farnworth/zbct8xs</p> <table style="margin: auto; text-align: center;"> <tr><td>2</td><td>4</td><td>6</td><td>8</td><td>10</td></tr> <tr><td>12</td><td>14</td><td>16</td><td>18</td><td>20</td></tr> <tr><td>22</td><td>24</td><td>26</td><td>28</td><td>30</td></tr> <tr style="border-top: 1px solid green;"><td>5</td><td>10</td><td>15</td><td>20</td><td>25</td></tr> <tr><td>30</td><td>35</td><td>40</td><td>45</td><td>50</td></tr> <tr><td>55</td><td>60</td><td>65</td><td>70</td><td>75</td></tr> <tr style="border-top: 1px solid green;"><td>10</td><td>20</td><td>30</td><td>40</td><td>50</td></tr> <tr><td>60</td><td>70</td><td>80</td><td>90</td><td>100</td></tr> </table>	2	4	6	8	10	12	14	16	18	20	22	24	26	28	30	5	10	15	20	25	30	35	40	45	50	55	60	65	70	75	10	20	30	40	50	60	70	80	90	100	<p style="text-align: center;">Get Outside</p> <p>With an adult go and explore your local area.</p> <p>You could:</p> <ul style="list-style-type: none"> Ride on a scooter Jog Walk Run Skip Cycle 	<p style="text-align: center;">Discussion</p> <p style="text-align: center;">‘How do you know the spoon is made of metal?’</p> <p style="text-align: center;">Collect items from around the home.</p>  <p style="text-align: center;">Discuss what the items are made of and why they are made from that material.</p>
2	4	6	8	10																																							
12	14	16	18	20																																							
22	24	26	28	30																																							
5	10	15	20	25																																							
30	35	40	45	50																																							
55	60	65	70	75																																							
10	20	30	40	50																																							
60	70	80	90	100																																							
<p>Use scrap materials to create a collage of an animal from the jungle.</p> 	<p style="text-align: center;">Fractions</p> <p>Using objects around the home find halves and quarters of an object, shape or quantity up to 20.</p>  <p>Remember a half is one of two equal parts and a quarter is one of four equal parts. This can be of an object, shape or quantity.</p>	<p style="text-align: center;">Move through the jungle</p> <ul style="list-style-type: none"> • jump over logs • duck under branches • high knees through quicksand • run from the tiger • tip toe past the snake • talk to the monkeys (ooh, ooh, aah, aah) <p>Can you think of any more ways to move through the jungle?</p>	<p style="text-align: center;">Tell me about your favourite food...</p> 																																								
<p style="text-align: center;">Phonics</p> <p>Make flashcards for all of the Phase 5 phonemes you know. Draw pictures on the back to help you remember each sound.</p> <table border="1" style="margin: auto; text-align: center;"> <tr> <td>ay </td> <td>ou </td> <td>aw </td> <td>wh </td> </tr> <tr> <td>ie </td> <td>ea </td> <td>ph </td> <td>ew </td> </tr> </table>	ay 	ou 	aw 	wh 	ie 	ea 	ph 	ew 	<p>Log onto Active Learn and complete the Bop a Bird challenge.</p> 	<p style="text-align: center;">Yoga</p> <p>Use your imagination and your Yoga moves to go on a Jungle Adventure!</p> <p style="text-align: center;">https://www.youtube.com/watch?v=C4CaR0syf1g</p> 	<p style="text-align: center;">E-Safety</p> <p>Find an e-safety story on our school website.</p> <p style="text-align: center;">http://charlestown.manchester.sch.uk/page/esafety-stories/</p> <p>How have you been staying safe online?</p>																																
ay 	ou 	aw 	wh 																																								
ie 	ea 	ph 	ew 