









# Charlestown Community Primary School

## Year 2 Home Learning Grid

	English	Reading	Maths	Wider Curriculum	Well Being
	*Use models and word mats to support where available and needed	*Choose the correct task for you! There will be 2 or 3 to choose from per activity.	*Choose the correct task for you! There will be 2 or 3 to choose from per activity.	*Choose the correct task for you! There will be 2 or 3 to choose from per activity.	
Pilot Week Aliens	<p><a href="#">Listen to the text, Beegu</a> on this link or listen to Miss Francis on Seesaw.</p>  <p>Then, complete both of the following tasks:</p> <p><b>Challenge 1:</b> Beegu needs a friend to play with. Write a letter to her saying why you'd be the perfect friend. Use the letter sheet attached to help you or if you are using Seesaw, use Miss Francis' video.</p> <p><b>Challenge 2:</b> Beegu loved playing with the boys and girls on the playground. What is your favourite game? Explain to Beegu how to play your favourite game. You could write instructions, make a poster or record a video.</p> 	<p><b>Spelling:</b></p>  <p>Phase 6 - Week 1 - 'dge'</p> <p><a href="#">Watch the video and complete task 2</a> online. If you are using Seesaw, watch the video of Miss Francis and complete the task she puts on Seesaw.</p> <p><b>Reading:</b></p>  <p>Re-read <a href="#">Beegu</a> using this link or click on the reading activity on Seesaw. When you have re-read the text, complete one of the attached sequencing activities or if you are using Seesaw, pick your task on the app and upload your answers for Miss Francis or Miss Marsden to check.</p>	<p><a href="#">Watch the video</a> demonstrating some addition strategies. You can watch it by clicking the link or by looking at it on our Seesaw. Then, complete the two challenges.</p>  <p><b>Challenge 1:</b> Complete one of the three addition activities attached or uploaded on Seesaw.</p> <p><b>Challenge 2:</b> <a href="#">Addition game</a> Click the link or load it from our Seesaw page. Select the addition truck and choose either: -Up to 25 -Two digits (carrying)</p>	<p><b>Geography Challenge:</b></p>  <p>Attached are some world maps. Choose the correct one for you and label the world map for Beegu so that she knows where she is going. Use the songs about the <a href="#">continents</a> and <a href="#">oceans</a> to help you. If you are using Seesaw, they are uploaded for you to complete on there.</p> <p><b>Science Challenge:</b></p>  <p>Beegu has spotted some interesting animals and creatures on Earth but doesn't know where they live. Using the attached sheets, or on the Science Challenge on Seesaw, match the animal to their habitat. Task 3 is a challenge - can you say why they live there?</p>	<p><b>PSHE - Friendships</b></p>  <p>Beegu gets upset and lonely lots in the story. Can you create a poster of things she can do to cheer herself up? Use your own resources at home to create the poster.</p> <p>If you are using Seesaw, you can make the poster by hand and upload a picture onto Seesaw, or make one electronically and upload it as a file.</p>