








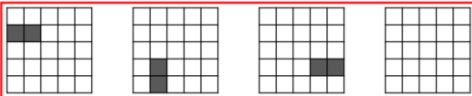
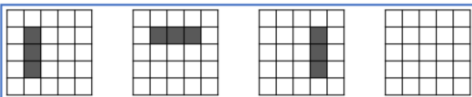





Year 2 Home Learning Grid 7

Creative	Mathematical/logical	Physical	Discussion
<p style="text-align: center;">Jungle Collage</p>  <p>The jungle is full of lots of shades of greens, browns and other colours. Research what shades you can see in the jungle and create your own jungle leaf collage using these colours. You can use art resources, food waste or natural resources from your daily exercise work to create the collage.</p>	<p style="text-align: center;">Here are some numbers.</p> <div style="display: flex; justify-content: center; gap: 10px;"> <div style="border: 1px solid black; border-radius: 50%; padding: 5px; width: 30px; text-align: center;">18</div> <div style="border: 1px solid black; border-radius: 50%; padding: 5px; width: 30px; text-align: center;">23</div> <div style="border: 1px solid black; border-radius: 50%; padding: 5px; width: 30px; text-align: center;">37</div> <div style="border: 1px solid black; border-radius: 50%; padding: 5px; width: 30px; text-align: center;">45</div> </div> <p style="text-align: center;">Max adds together two of the numbers.</p> <p style="text-align: center;">His answer ends with a 5</p> <p style="text-align: center;">What two numbers did Max add together?</p>	<p style="text-align: center;">Animal Instincts</p>  <p style="text-align: center;">Complete the Go Noodle Exercise video. https://family.gonoodle.com/activities/animal-instincts</p>	<p style="text-align: center;">Discussion</p> <p style="text-align: center;"><i>Ask these thinking questions to different people – there's no right or wrong answer just great conversations!</i></p> <div style="border: 2px solid green; border-radius: 50%; padding: 20px; text-align: center; margin: 20px auto; width: 80%;"> <p style="color: green; font-size: 1.2em;">If you could choose just one thing to change about the world, what would it be?</p> </div>
<p style="text-align: center;">Look Closely!</p> <p>Look closely at the jungle picture...what do you see? What might be lurking in the shadows? What might be found beyond the tall trees and through the vines, creepers, ferns, mosses and other plants below? Can you imagine being there yourself? Describe this in the most imaginative way you can. You could write/ record: a detailed description, a short story, a poem, a song or a rap Open the jungle picture for a larger copy and a wordbank.</p> 	<p style="text-align: center;">Exercise Maths</p> <p>Complete three physical challenges to generate two target numbers. E.G. Count how many star jumps you can do in 30 seconds - Time how long you can hop on the spot on one foot for. Add the numbers together, Subtract the smaller number from the higher one. Find if either number can be divided equally, using small toys or counters to help you.</p> <div style="text-align: center;">  <p>Challenge</p> </div> <p>Find as many ways of making each number as you can. For example, for the number 28 you might note that 14 + 14 = 28, or that 25 + 3 = 28, etc.</p>	<p style="text-align: center;">Joe Wicks T-Shirt Challenge</p> <p>Have you been doing PE with Joe Wicks at 9am every day? Well why not your design your own PE top too! What will you include on your tshirt? Share it on twitter when you're done and tag Joe Wicks himself!</p> <div style="display: flex; justify-content: space-around;">    </div>	<p style="text-align: center;">What makes jungles special?</p> 
<p style="text-align: center;">Rain Cloud in a Jar</p>  <p>Fancy something a little different? Then why not create your own jungle raincloud in a jar! Use an old food jar, some shaving foam and follow the instructions on the experiments page to make your own. If you don't have a pipette, use a cotton bud soaked in water and squeeze is slightly.</p>	<p style="text-align: center;">Finish the patterns</p> <div style="display: flex; flex-direction: column; align-items: center;"> <div style="border: 2px solid red; padding: 5px; margin-bottom: 5px;">  </div> <div style="border: 2px solid blue; padding: 5px; margin-bottom: 5px;">  </div> <div style="border: 2px solid orange; padding: 5px;">  </div> </div>	<p style="text-align: center;">Jungle Exercises</p>  <p style="text-align: center;">Try this jungle exercise routine. https://www.youtube.com/watch?v=pJGqIa4Dbw</p>	<p style="text-align: center;">Watch this week's video titled 'Stories'. Discuss it with your grown up.</p>  <p style="text-align: center;">https://vimeo.com/198780449</p>
<p>Challenge of the week: Imagine you are a tour guide taking a group of your classmates through the jungle. What will you say to your passengers during the tour? Write a script or record a jungle video and send it to francis.k@charlestown.manchester.sch.uk (Team 3) or marsden.h@charlestown.manchester.sch.uk (Team 4). You could also upload it to Facebook or Twitter. Use the 'Mangrove Fact Sheets' to help you!</p>			