

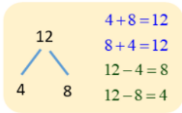


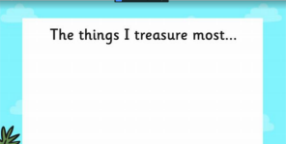


Charlestown Community Primary School
Home Learning Grid - Year 1

Year 1	English Reading + Writing	Phonics Phase 4 Phase 5	Maths Addition and Subtraction within 20	Wider Curriculum	Well Being
<p>Week 1 Pirates</p>	<p>Reading Listen to the poem Pirate Pete.</p>  <p>Pirate Pete Read by Mrs Hancock</p> <p>Perform the poem Pirate Pete with talk for writing actions.</p> <p>Writing Pirate Pete Poem</p> <p>Find the rhyming words in the poem.</p> <p>Can you think of any more?</p> <p>Watch the end of Mrs Hancock's video to help you.</p>	<p>Phase 4 Use the I Spy worksheet to read and match the word to the picture. You can then label the other pictures.</p> <p>Phase 5 Use the alternative spellings for ee table to practise spelling words containing alternative spellings for ee.</p> <p>Can you use these words in a sentence?</p> <p>Pirate Pete has smelly feet and isn't very neat.</p>  <p>You do not need to print the above resources. You can use paper you have at home.</p>	<p>Fact families. Numbers all link together to make a fact family. Can you use the additional sheet with sets of numbers that make families and find all four?</p>  <p>Game time! Log onto your ActiveLearn and play Balloon pop! This will help you practise your fact families.</p> 	<p>Create a parrot for Pirate Pete. Can you use your imagination to create another parrot for Pete to take with him on his journey across the seas?</p>  <p>Build a pirate ship Pirate Pete needs a new ship, but he needs you to help him work out what materials are the best for this.</p> <p>Follow the instructions on the attached sheet to work out which materials Pete could use.</p>	<p>Wellbeing Things I treasure the most. What is important to you in lockdown? What are you missing?</p>  <p>Physical Pirate treasure hunt – Hide things in your garden that other pirates could find. Write some clues to help them discover the treasure.</p> 