








Charlestown Community Primary School

Home Learning Grid - Y2

You do not need to print off any of the challenges. You can complete them on a piece of paper and take a picture of your work to upload it to Seesaw or Twitter.

Year 2	English *Use models and word mats to support where available and needed	Reading *Choose the correct task for you! There will be 2 or 3 to choose from per activity. Spelling	Maths *Choose the correct task for you! There will be 2 or 3 to choose from per activity.	Wider Curriculum *Choose the correct task for you! There will be 2 or 3 to choose from per activity.	Well Being
Week 1 The Circus	<p>Listen and read along to the first part of our Ninja Nan text.</p>  <p>Then, complete the challenges:</p> <p>Challenge 1: Write a diary entry pretending to be Nan just before she ran away to the circus. How was she feeling in her old life? What did she want to change? Why did she choose the circus?</p>  <p>Challenge 2: What can you see at the circus? Using the picture on the attached sheet or on Seesaw, write a setting description. Remember to include what you see, what you hear, what you smell and how it makes you feel.</p>	<p>Reading:</p>  <p>Listen to Miss Marsden read the beginning of Ninja Nan.</p> <p>What do you think Nan is doing at the circus? Write your own prediction and share it with your teachers. You could write this down or record yourself explaining your ideas.</p> <p>Spelling:</p>  <p>Phase 6 - Week 2 - 'ge'</p> <p>If you are using Seesaw, watch the video of Miss Francis explaining this week's spelling pattern. Then complete the challenge. You will find this attached or on Seesaw.</p> <p>If not, take a look at this week's attached spelling words. Can you learn them? Learn them, then hide them so you can complete the spelling challenge!</p>	<p>Watch the video demonstrating some subtraction strategies.</p> <p>You can watch it by clicking the link or by looking at it on our Seesaw.</p>  <p>Then, complete the two challenges</p> <p>Challenge 1:</p> <p>A range of subtraction calculations to practice the strategies from the video.</p> <p>Challenge 2:</p> <p>Use your knowledge of addition and subtraction to solve the fact families.</p> <p>Click on the link above or use Seesaw to load the game. Let us know what score you achieve!</p>	<p>History</p> <p>What do you know about the history of the circus? Use the Circus information sheet or the slides on Seesaw to find out all about them.</p>  <p>Then, complete the timeline activity. Can you put the events in the correct place on the timeline?</p> <p>Art & Design</p> <p>Design your own circus character and costume!</p>  <p>Who might you find at the circus? Draw someone and upload a picture onto Seesaw or use the template.</p>	<p>PE</p>  <p>Teach yourself how to juggle so that you can be in the circus! Use this video to help you.</p> <p>Can you film yourself juggling and send us your video?</p>