



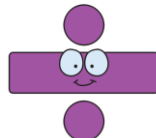






# Charlestown Community Primary School

## Home Learning Grid - Y2

*You do not need to print off any of the challenges. You can complete them on a piece of paper and take a picture of your work to upload it to Seesaw or Twitter.*

Year 2	English *Use models and word mats to support where available and needed	Reading *Choose the correct task for you! There will be 2 or 3 to choose from per activity. Spelling	Maths *Choose the correct task for you! There will be 2 or 3 to choose from per activity.	Wider Curriculum *Choose the correct task for you! There will be 2 or 3 to choose from per activity.	Well Being
Week 3 The Circus	<p>Watch the two adverts, one for the <a href="#">circus</a> and one for going to the <a href="#">farm</a>.</p>  <p><b>Challenge 1:</b> Pretend you are opening a circus show! What would your advert say? Use the model attached (or on Seesaw) to help you write your own circus TV advertisement! When you've finished writing, you could even record your advert and send us your video!</p>  <p><b>Challenge 2:</b> Once you have done your TV advert script, create a poster advertising your circus. Think carefully about how to make it eye-catching and what important details you will need to include. Look at the examples attached (or on Seesaw) to give you some ideas.</p>	<p><u>Reading:</u></p> <p><b>Challenge 1:</b> Read the circus poem and then answer the four questions about it. Think carefully about what the question is asking you to do.</p>  <p><b>Challenge 2:</b> You have been allocated the book, 'Welcome to the Circus' on ActiveLearn. Read the book Complete the bug questions.</p> <p><u>Spelling:</u> -</p>  <p>Phase 6 - Week 4 - soft c</p> <p>If you are using Seesaw, watch the video of Miss Francis explaining this week's spelling pattern. Then complete the challenge.</p> <p>If not, take a look at this week's attached spelling words. Can you learn them? Learn then, then hide them so you can complete the spelling challenge!</p>	<p>Take a look at the posters showing different ways to divide.</p> <p>Have a little practice with your grown up using these posters.</p>  <p>Then, complete the two challenges</p> <p><b>Challenge 1:</b></p> <p>A range of division calculations to practice the strategies from the video.</p> <p><b>Challenge 2:</b></p> <p>Practice using the sharing method of division by playing this <a href="#">game</a>.</p>  <p>Can you drag the correct amount of bones into each bowl to feed the dogs?</p>	<p><u>Geography Challenge</u></p> <p>There are lots of famous circuses all around the world.. Can you name the country and the continent that circuses on your sheet are in?</p>  <p><u>Science Challenge</u></p> <p>The clowns at the circus want to perform some tricks! They want to roll a ball down a ramp to knock over something at the bottom. The ball needs to go reallllly fast to knock the object down. But, they don't know what the best material to cover the ball with is so that it is the fastest ball ever. Can you help?</p>  <p>Create a ramp using different materials at home. Get a ball (or make one if you haven't got one) and time it rolling down your ramp, covered in different materials. Which material made the ball roll the quickest?</p>	<p><u>E Safety Challenge</u></p>  <p>Taff has a problem! His best friend has asked him for his personal details and password so that he can login as him online... He says he wants to look at Taff's photos and profile page.</p> <p>Complete the activity that is attached (or on Seesaw). First, find the words in the wordsearch. Then, find the hidden sentence.</p> <p>Challenge - why should you never give out your personal information?</p>