










Charlestown Community Primary School

Home Learning Grid - Y2

You do not need to print off any of the challenges. You can complete them on a piece of paper and take a picture of your work to upload it to Seesaw or Twitter.

Year 2	English	Reading	Maths	Wider Curriculum	Well Being
	*Use models and word mats to support where available and needed	*Choose the correct task for you! There will be 2 or 3 to choose from per activity.	*Choose the correct task for you! There will be 2 or 3 to choose from per activity.	*Choose the correct task for you! There will be 2 or 3 to choose from per activity.	
		Spelling			
Week 5 w/b 15th June Africa	<p>Rewatch the first part of Little Red and the Very Hungry Lion before completing this week's challenge.</p> <p>Challenge 1: Watch Miss Marsden's video modelling how to write a Wanted Poster (character description) for the Very Hungry Lion! Use the sheet and word mat provided to write your own using the features.</p>  <p>Challenge 2: Click here or use the link on Seesaw to identify the adjectives in each sentence to move around the race track.</p> 	<p>Reading:</p> <p>Carefully read the information about Africa and answer the comprehension questions. Think carefully about what the question is asking you to do and what you will need to include in your answer.</p>  <p>Spelling:</p>  <p>Phase 6 Week 6 - Challenge words and The /r/ sound spelled 'wr' at the beginning of words.</p> <p>If you are using Seesaw, watch the video of Miss Francis explaining this week's spelling pattern. Then complete the challenge.</p> <p>If not, take a look at this week's attached spelling words. Can you learn them? Learn them, then hide them and complete this week's challenge - putting the missing letters into challenge words then correcting the spelling list that is incorrect with 'wr' words.</p>	 <p>Complete the two challenges:</p> <p>Challenge 1:</p> <p>Use the CUBS problem solving method to work out the answers to a range of multiplication and division word problems. Remember to work out if it's a multiply or divide first!</p> <p>Challenge 2:</p>  <p>Can you solve these multiplication problems? Click the link on here, or on Seesaw. Then, choose any image in the 'work out the answer' section. Use the numbers at the bottom to write your answer.</p> <p><i>If it doesn't load, click the 'secure' button at the top left of your internet page, click allow flash and reload the page. It should then work.</i></p>	<p>Art</p> <p>Watch Miss Marsden modelling the task. Try out some of the line and dot patterns that Edward Tngatinga uses in his artwork. Practise using different tones with colouring pencils to create different effects.</p>  <p>Science</p> <p>Watch the video, What is a food chain? revising what food chains are. Then, using the sheets attached, or on Seesaw, learn all about what different African Animals eat.</p>  <p>Your challenge is to use this information, to complete the different food chains. Who can discover what a lion eats?</p>	<p>PE</p>  <p>Get warm and moving by completing this World Cup themed African Dance. Click the link here or on Seesaw.</p> <p>Record yourself and send the video to us on Seesaw, Twitter or Facebook.</p>