



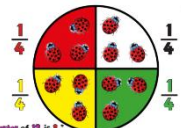






# Charlestown Community Primary School

## Home Learning Grid - Y2

*You do not need to print off any of the challenges. You can complete them on a piece of paper and take a picture of your work to upload it to Seesaw or Twitter.*

Year 2	English	Reading	Maths	Wider Curriculum	Well Being
	*Use models and word mats to support where available and needed	*Choose the correct task for you! There will be 2 or 3 to choose from per activity.	*Choose the correct task for you! There will be 2 or 3 to choose from per activity.	*Choose the correct task for you! There will be 2 or 3 to choose from per activity.	
		<b>Spelling</b>			
Week 6	<p><b>Challenge 1:</b>  <a href="#">Watch the video or read along to the rest of Little Red and the Very Hungry Lion.</a>            Now it's time to get creative and write your own story!            If you are using Seesaw, watch the video of Miss Marsden writing her alternative version.            Then, choose a different safari animal and write your own story.            Use the sheets and word mats provided to help you.            There is a planning sheet included to help you if you</p>  <p>want to use it.</p> <p><b>Challenge 2:</b>  <a href="#">Click here</a> or use the link on Seesaw to play this conjunctions game. Read the sentence and choose the conjunction that makes sense.</p>  <p>If the game does not load, log on to Active Learn and play the 'Conjunctions' game on Grammar and Spelling Bug.</p>	<p><b>Reading:</b>  <a href="#">Watch the video or read along to the rest of Little Red and the Very Hungry Lion.</a>            Little Red and the Very Hungry Lion is an alternative version of Little Red Riding Hood. What is similar and different about the 2 stories?            Complete the Venn Diagram to show what different features the stories have, and what they both have in common.</p>  <p><b>Spelling:</b></p>  <p>Phase 6 Week 7 - The /l/ and /ul/ sound spelt -le at the end of words.            If you are using Seesaw, watch the video of Miss Francis explaining this week's spelling pattern. Then complete the challenge.            If not, take a look at this week's attached spelling words. Can you learn them? Learn them, then hide them and complete this week's challenge - sorting the words into the correct 'ul/l' box then adding the missing words into the sentences.</p>	<p><b>Fraction of a Quantity</b> 12</p>  <p>"A quarter of 12 is 3."</p> <p>Complete the two challenges:</p> <p><b>Challenge 1:</b>            Work out the answers to a range of fractions of an amount problems. Remember, where you can, use your times table knowledge.</p> <p><b>Challenge 2:</b></p>  <p>Log in to your <a href="#">activelearn</a> and complete 'Canopy Chaos!' Find the fractions of the amounts.</p> <p><i>If you don't remember your login, please email your class teacher.</i></p>	<p><b>Art</b>  <a href="#">Watch the video of Miss Marsden creating her own piece of Tingatinga inspired artwork.</a>            Use the video to create your own piece. Remember, you can use any materials that you have around the home but try to keep the style similar to Tingatinga's.</p>  <p><b>Geography</b>  <b>My Day, Your Day</b></p>  <p>Watch the video by clicking <a href="#">this link</a> or on Seesaw to find out all about Evangeline's life in rural Kenya.            Then, complete the attached activities to compare her life to yours.</p>	<p><b>Mindfulness</b></p>  <p>Find a comfortable spot in the house or garden, get your favourite colours and get colouring!</p> <p>Pick your favourite African animal from the sheets attached, or draw your own.</p> <p>Take your time and really enjoy just colouring, it really helps to relax the mind.</p>