
























































Charlestown Community Primary School

Home Learning Grid - Y2

You do not need to print off any of the challenges. You can complete them on a piece of paper and take a picture of your work to upload it to Seesaw or Twitter.

Year 2	English	Reading	Maths	Wider Curriculum	Well Being															
	<p>*Use models and word mats to support where available and needed</p>	<p>*Choose the correct task for you! There will be 2 or 3 to choose from per activity.</p>	<p>*Choose the correct task for you! There will be 2 or 3 to choose from per activity.</p>	<p>*Choose the correct task for you! There will be 2 or 3 to choose from per activity.</p>																
<p>Week 7</p> <p>w/b 29th June</p> <p>The Cloudspotter</p>	<p>Listen to the story, The Cloudspotter.</p>  <p>Challenge 1:</p> <p>Franklin saw lots of different types of clouds. Can you create a similes poem describing different clouds? Use the word bank and the model attached to help you. If you are on Seesaw, use the teacher video to help you.</p> <p>Challenge 2:</p> <p>Have a go at matching nouns to the correct similes. Click the link here. Then, scroll down and choose which simile matching game you want to play.</p> <div><p>Characteristics to Look for in a Good Spelling List</p><ul style="list-style-type: none">• Readability: The words should be at a level that is appropriate for the children's age and ability.• Variety: The list should contain a range of words, including common words, words that are often misspelled, and words that are useful for the children's writing.• Spelling patterns: The words should be grouped together in a way that highlights the spelling patterns that they contain.• Progression: The words should be arranged in a way that shows the children's progress in learning to spell.• Motivation: The words should be interesting and relevant to the children's lives.</div> <p>Share your answers on Seesaw, Facebook or Twitter!</p>	<p>Reading:</p>  <p>Choose a task to complete:</p> <p>Task 1- Read 'The Four Seasons' Book attached or on Seesaw. When you have read it, complete the sentences and draw a picture to match your sentences.</p> <p>Task 2 - Read the text, ' Songs of the Seasons' attached or on Seesaw. When you have read it, complete the 4 question types. Remember to check the text for your answer!</p> <p>Spelling:</p>  <p>Phase 6 Week 8 - The /l/ or /ul/ sound spelt 'el' at the end of words. This spelling is used after m, n, r, s, v, w and commonly s.</p> <p>If you are using Seesaw, watch the video of Miss Francis explaining this week's spelling pattern. Then complete the challenge.</p> <p>If not, take a look at this week's attached spelling words. Can you learn them? Learn them, then hide them and complete this week's challenge - find the spelling words that are hidden. Then, write them in sentences.</p>	<p>Challenge 1:</p> <p>Watch the video of Miss Marsden showing you how to record information in a pictogram.</p> <p>Look at the information presented in the tables. Record the information in the pictogram, but be careful to check the scale that you need to use first!</p> <p>When you have finished, use your completed pictogram to answer the questions below. Choose a task that will be challenging for you.</p> <table><tr><td>Yellow</td><td>    </td><td>11</td></tr><tr><td>Red</td><td>   </td><td>8</td></tr><tr><td>Purple</td><td>   </td><td>7</td></tr><tr><td>Brown</td><td> </td><td>3</td></tr><tr><td>Key</td><td> = 2 smarties</td><td></td></tr></table> <p>Challenge 2:</p> <p>Click the link to play a pictogram game. The game will show you a completed pictogram. Look carefully and answer the questions. How many can you answer correctly?</p> 	Yellow	    	11	Red	   	8	Purple	   	7	Brown	 	3	Key	 = 2 smarties		<p>Geography</p> <p>Challenge 1:</p> <p>We can use a website or an app to check the weather, or we can look outside the window!</p> <p>Keep a weather diary for a week to show how the weather changes each day. Upload your weather diary to Seesaw on Friday when you have tracked the weather for a whole week.</p>  <p>Challenge 2:</p> <p>Read the weather forecast provided and draw a symbol on the map in the correct area of the United Kingdom to show the weather type.</p> <p>Make sure your symbol clearly shows what the weather is. You will need to use the compass to help you.</p> 	<p>PE Challenge - Weather Dancing - Yoga Style!</p>  <p>Pick a song or piece of music that reminds you of different weather types.</p> <p>Using the weather themed yoga poses, create your own weather dance. How many types of weather can you show me in your dance?</p>
Yellow	    	11																		
Red	   	8																		
Purple	   	7																		
Brown	 	3																		
Key	 = 2 smarties																			