










# Charlestown Community Primary School

## Home Learning Grid - Y2

*You do not need to print off any of the challenges. You can complete them on a piece of paper and take a picture of your work to upload it to Seesaw or Twitter.*

Year 2	English	Reading Spelling	Maths	Wider Curriculum	Well Being
	*Use models and word mats to support where available and needed	*Choose the correct task for you! There will be 2 or 3 to choose from per activity.	*Choose the correct task for you! There will be 2 or 3 to choose from per activity.	*Choose the correct task for you! There will be 2 or 3 to choose from per activity.	
<b>Week 8</b>  w/b 6th July  Cloudspotter	<p>Re-listen to the story, <a href="#">The Cloudspotter</a>.</p>  <p><b>Challenge 1:</b> Franklin sends Scruffy Dog off on a hot air balloon. What adventures did he have in the clouds? Write a postcard to Franklin telling him all about your adventures in the clouds. <a href="#">Watch Miss Francis modelling her own postcard here</a> then, write your own! Use the word bank and the template attached to help you.</p> <p><b>Challenge 2:</b> Extend your understanding of sentences and conjunctions by learning all about the different clauses in a sentence. Click the link <a href="#">here</a> or login to ActiveLearn and complete the game Miss Francis and Miss Marsden has set you.</p>  <p>Share your answers on Seesaw, Facebook or Twitter!</p>	<p><b>Reading:</b></p>  <p><b>Choose a task to complete:</b> Task 1- Read 'Changing Seasons' Book attached or on Seesaw. When you have read it, complete the crossword Task 2 - Read the text, 'Terrible Tornado' attached or on Seesaw. When you have read it, complete the 4 question types. Remember to check the text for your answer!</p> <p><b>Spelling:</b></p>  <p>Phase 6 Week 9 - The /l/ or /ul/ sound spelled 'al' at the end of words.</p> <p>If you are using Seesaw, watch the video of Miss Francis explaining this week's spelling pattern. Then complete the challenge.</p> <p>If not, take a look at this week's attached spelling words. Can you learn them? Learn them, then hide them and complete this week's challenge - working out what the missing word in different parts of the grid is.</p>	<p><b>Maths</b></p> <p><b>Challenge 1</b></p> <p><a href="#">Watch Miss Marsden explaining how to interpret information from bar charts.</a></p> <p>Plot the information on the bar charts and answer the questions about the weather.</p>  <p><b>Challenge 2</b></p> <p><a href="#">Play the game interpreting information about bar charts.</a></p> <p>Open the link above and scroll down until you see the bar chart. Click the triangle to play. Start with level one, but if you are finding the questions easy then work through the harder levels.</p> <p>Remember to look carefully at the scale as you will not always be given every number.</p> 	<p><b>Geography</b></p> <p><b>Challenge 1</b></p> <p>Read the information titled 'Geography Challenge 1 Slides'.</p> <p>Compare the weather in 3 parts of the world with different climates during the same month.</p> <p>Draw the items that you would take with you to that country and describe the differences in weather.</p>  <p><b>Challenge 2</b></p> <p><a href="#">Watch the video explaining about the weather in Singapore, a country near the equator.</a></p> <p>Write a diary as if you have been on holiday to Singapore explaining what the weather was like and why, and what you did there.</p> 	<p><b>E Safety Challenge</b></p>  <p>Taff has a problem! He is creating a new social media page and wants to let the world know all about what he likes. However, he doesn't know what is safe to share online and what isn't.</p> <p>Complete the activity that is attached or on Seesaw. Let Taff know what is safe to share and what isn't by circling yes if it is safe to share, and no if it isn't.</p> <p>Challenge - why should you never give out your personal information? Create your own E-Safety poster explaining this.</p>