












## Nursery - Week 5

Communication Language and Literacy	Mathematics	Physical Development	Creative Development and Knowledge of the World
<p><b><u>'Old Macdonald'</u></b></p> <p>Sing "Old Macdonald had a Farm, E-I-E-I-O, and on that farm he had a ... " - and make the sound of a farm animal for children to guess, (quack -duck, grunt-pig, cheep-chick, neigh-horse, moo-cow, baa-sheep, woof-dog, meh-goat etc.)</p> 	<p><b><u>Number songs</u></b></p> <p>Line up 10 teddies/dolls, action figures etc., and cover them with a cloth to make a bed. Practice counting down from 10 to 1 with the song 'Ten in The Bed', removing a bear after each verse. How many bears are left each time?</p> 	<p><b><u>Action Songs</u></b></p> <p>Sing 'Head, Shoulders, knees, and toes and encourage children to touch body parts as they sing the words.</p> 	<p><b><u>Make paper aeroplanes</u></b></p> <p>Decorate your aeroplanes however you want and see which aeroplane flies the furthest.</p> 
<p><b><u>Simon Says</u></b></p> <p>A good listening and attention game is following the instructions in this game, e.g. "Simon says jump up high" etc., and then leaving out the instruction 'Simon says', so that children who are listening carefully do not follow the instruction.</p> 	<p><b><u>Matching shapes</u></b></p> <p>Place wooden or plastic bricks, toys etc., on a piece of paper/ card/ piece of wallpaper etc., and draw around the shapes. Remove the shapes and challenge children to match the object to the outline on the paper as fast as they can. Talk about, "What shape/object? Do they match? Have they got straight sides/ curved sides?"</p> 	<p><b><u>Balancing activities</u></b></p> <p>Balancing to walk along a plank, or along a chalk line outside, or along a piece of string inside. Can you do it without wobbling? Can you balance walking backwards?</p> 	<p><b><u>Role play – Setting up shop</u></b></p> <p>Set up a grocery shop counter on a large cardboard box or small table, with tins and cartons from your store cupboard. Provide some coins and an old purse or bag if available and act out what happens when you go shopping. You could add small price labels. Talk about, "How much, coin names, receipt, change."</p> 
<p><b><u>Memory tray game</u></b></p> <p>Place a small amount of objects on a tray and study the objects. Cover the tray with a cloth and remove one of the objects. Which object is missing? Make it harder by covering the tray and ask the children to remember every single item on the tray.</p> 	<p><b><u>Find numbers</u></b></p> <p>Give the children a pile of junk mail, or pages from newspapers or magazines and a pen to find and circle numbers.</p> 	<p><b><u>Fine motor skills – Spreading</u></b></p> <p>Let the children help to make a sandwich or butter a piece of toast for themselves. Encourage them to spread the margarine all over to the edge. Use the opportunity to talk about the importance of hand hygiene.</p> 	<p><b><u>Easter Egg Hunt</u></b></p> <p>Let children colour in lots of oval shaped outlines and then scatter them around the house or the garden. Children then to hunt for the eggs and place in a bag or basket.</p> 