








Charlestown Community Primary School
Home Learning Grid - Year 1

You do not need to print off any of the challenges. You can complete them on a piece of paper and take a picture of your work to upload it to Twitter or Facebook.

Year 1	English	Phonics	Maths	Wider Curriculum	Well Being
Week 8 Amazing Animals	<p>Reading</p> <p>Complete the reading challenges set for your group.</p> <p>Writing</p> <p>Watch the video</p> <p>Dear Zoo Teaching Video</p> <p>Rewrite the story Dear Zoo with different animals.</p>  <p>I wrote to the zoo to send me a pet.</p> <p>They sent me a tiger.</p> <p>He was too stripy!</p> <p>I sent him back.</p>	<p>Phase 4</p> <p>Use the adjacent consonants to complete the words.</p> <p>It, Ip, If, Ik</p>  <p>Now use the words to write sentences.</p> <p>Phase 5</p> <p>Read and write words containing the 'ow' and 'ou' digraphs.</p> 	<p>Fractions</p> <p>Task 1</p> <p>Look at maths task 1 for your maths group and find the halves of the numbers and shapes you can see.</p>  <p>Task 2</p> <p>For task 2 we are looking at quarters. Remember that a quarter is 4 equal groups! Complete the attached questions for your maths group.</p> 	<p>Science</p> <p>Draw and label the parts of different animals.</p> <p>Use the pictures and resources from last week to help you draw four different animals.</p>  <p>DT</p> <p>Build a bird feeder! Follow the instructions in this link to make your bird feeder. What birds do you spot eating the food?</p> 	<p>Bird spotting</p> <p>Take some time to do some bird watching.</p> <p>Watch the videos to give you some top tips about birds and how best to bird watch.</p> <p>What are birds?</p> <p>Bird watching</p> <p>Birdwatching tips</p> <p>Top tips for bird-watching</p> <p>Use the checklist to tick off the birds you see. You may see more birds that are not on the list.</p> 

Reading


Red Group

Read the sentence. Add the information to the picture.

The crab is red.



The shark has ten teeth.



The chest has six coins.



The mermaid held a shell in her hand.



Reading

Green and Blue Group

Taking Care of a Bird

There are lots of different birds that people keep as pets.




beak

wings

feathers

claws



Birds like to play with toys. They also chew on them.



Some birds like to fly so they need a big cage or to come out of their cage sometimes.



Things a Bird will need:

cage



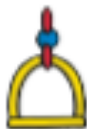
food bowl



water bowl



perches



toys



Reading

Green and Blue Group

Questions

1. What do birds have?

fur ☐

scales ☐

feathers ☐

2. What does a bird need?

perch ☐

collar ☐

lamp ☐

3. What does a bird do with its toys? Tick two.

plays with them ☐

hides them ☐

chews on them ☐

4. Choose the right word to finish the sentence:

Birds like to _____

swim ☐

fly ☐

skip ☐

5. What does a bird use to fly?

feet ☐

beak ☐

wings ☐

Reading

Green and Blue Group

Answers

1. What do birds have?

fur ☐

scales ☐

feathers ☒

2. What does a bird need?

perch ☒

collar ☐

lamp ☐

3. What does a bird do with its toys? Tick two.

plays with them ☒

hides them ☐

chews on them ☒

4. Choose the right word to finish the sentence:

Birds like to _____

swim ☐

fly ☒

skip ☐

5. What does a bird use to fly?

feet ☐

beak ☐

wings ☒

Reading

Orange Group

Birds in Your Garden

There are many different types of bird that you might see in your garden. Here are a few of them:



Robin

Robins are very easy to spot in your garden. They have a red breast and a brown head and back. They have long legs and a short tail. They live in one area to stop other robins living there. They eat insects, fruit, seeds and worms.

Jackdaw

The jackdaw is a noisy bird. They are quite large and have a grey neck, a short beak and white eyes. They eat insects, dead animals and other birds' eggs. They live in woods, parks and gardens. Jackdaws steal things; not just food but objects too!



Blue tit

The blue tit is a very small bird with bright yellow and blue feathers. They eat insects, seeds and nuts. They eat from bird tables and live in garden nesting boxes.



Reading

Orange Group

Birds in Your Garden


Blackbird

Blackbirds are very common garden birds but they also live in farmland and woodland. Blackbirds live on their own. The male is black with an orange beak, and he has an orange ring around his eye. The female is dark brown with a brown beak. They nest in trees and like to sing.



Heron

Hérons live near ponds. This is because they eat fish and sometimes steal the fish from people's ponds! They are quite large with a long thin beak. They also have thin legs and necks. They build nests in trees. When they fly, they stretch their legs out behind them.



Reading

Orange Group

Questions

1. What colour is a robin's breast? Tick **one**
 - ☐ brown
 - ☐ red
 - ☐ black

2. Where do blue tits live? Tick **one**.
 - ☐ garden nesting boxes
 - ☐ next to ponds
 - ☐ woods

3. Which two things are true about jackdaws? Tick **two**.
 - ☐ They like to steal things.
 - ☐ They are very noisy.
 - ☐ They are very small.

4. Why do herons live near ponds? Tick **one**.
 - ☐ They like to swim.
 - ☐ They eat fish.
 - ☐ They like to look at ponds.

5. What does a female blackbird look like? Tick **one**.
 - ☐ black with an orange beak
 - ☐ dark brown with an orange beak
 - ☐ dark brown with a brown beak

Reading

Orange Group

Answers

1. What colour is a robin's breast? Tick **one**
 - ☐ brown
 - ☒ **red**
 - ☐ black

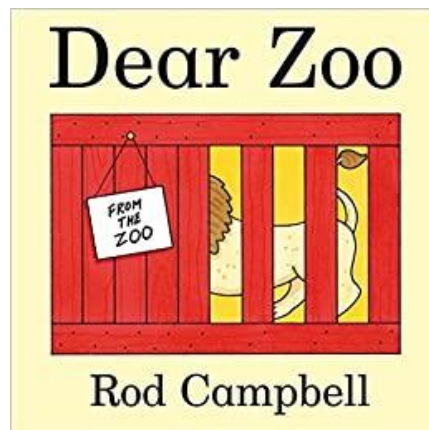
2. Where do blue tits live? Tick **one**.
 - ☒ **garden nesting boxes**
 - ☐ next to ponds
 - ☐ woods

3. Which two things are true about jackdaws? Tick **two**.
 - ☒ **They like to steal things.**
 - ☒ **They are very noisy.**
 - ☐ They are very small.

4. Why do herons live near ponds? Tick **one**.
 - ☐ They like to swim.
 - ☒ **They eat fish.**
 - ☐ They like to look at ponds.

5. What does a female blackbird look like? Tick **one**.
 - ☐ black with an orange beak
 - ☐ dark brown with an orange beak
 - ☒ **dark brown with a brown beak**

Writing



First, watch the teaching video – [Dear Zoo Teaching Video](#)

Now, rewrite the story Dear Zoo.

Create your own book with writing and illustrations.

Change the animals and the adjectives used to describe the animals.

Which pet will you receive at the end?

Which pet will be perfect for you?

Remember to:

1. Start your sentence with a capital letter.
2. Use clear finger spaces.
3. Spell tricky words correctly.
4. End your sentence with a full stop or an exclamation mark.

Writing



I wrote to the zoo to send me a pet.

They sent me a tiger.

He was too stripy!

I sent him back.

You could change **he** to **she** and **him** to **her**.



I wrote to the zoo to send me a pet.

They sent me a parrot.

She was too loud!


I sent her back.

Writing

Jungle and Rainforest



tiger



python



anteater



butterfly



ant



sloth



panda



termite



fruit bat



orangutan



chimpanzee



ocelot



piranha



macaw



iguana



tree frog



tapir



lemur



caiman



gorilla



leopard

African Animals



zebra



antelope



cow



giraffe



lizard



wildebeest



meerkat



ostrich



elephant



vulture



lion



camel



cheetah



hyena



leopard



buffalo



hippopotamus



snake



rhinoceros

Writing

Polar Animals Word Mat

penguin



polar bear



killer whale



seal



arctic fox



reindeer



musk ox



wolf



beluga whale



albatross



walrus



narwhal




arctic hare



snowy owl



Ocean Animals



crab




dolphin




stingray




clownfish



shark



octopus



whale




sea turtle

Writing

Character Adjective Word Mat



Character Adjective Word Mat



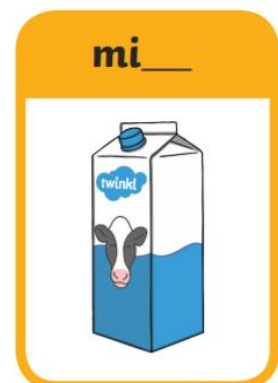


Adjectives

People	Objects	Comfortable feelings	Uncomfortable feelings	Size	Time
adorable adventurous aggressive annoying beautiful caring confident clumsy confident considerate excitable glamorous grumpy happy helpful important intimidating obnoxious odd talented thoughtless timid handsome	bright clear distinct drab elegant filthy gleaming grotesque long magnificent precious sparkling spotless strange unsightly unusual valuable	brave calm cheerful comfortable courageous determined eager elated encouraged energetic excited exuberant fantastic fine healthy joyful pleasant relieved	angry annoyed anxious ashamed awful bewildered bored confused defeated defiant depressed disgusted disturbed dizzy embarrassed envious frightened hungry lonely scared terrified worried	big colossal enormous gigantic great huge immense large little long mammoth massive meagre mighty miniature minuscule petite puny short tall teeny tiny	ancient brief early fast late modern old quick rapid short slow swift young

Phase 4

Complete the words using the correct adjacent consonants.

It	Ip	If	Ik
----	----	----	----



Now use the words to write sentences.

Put the books onto the shelf.

Phase 5

'ow' Spelling Activity


1. Trace over 'ow'.

ow ow ow ow ow
ow ow ow ow ow

2. Just add 'ow'.

_ _ l	t _ _ n
d _ _ n	h _ _ l
c _ _	g _ _ n

3. Write the correct 'ow' words under the pictures.





Phase 5

'ou' Spelling Activity

1. Trace over 'ou'.

ou ou ou ou ou
ou ou ou ou ou

2. Just add 'ou'.

sh__t

s__th

p__nd

f__nd

m__th

cl__d


ar__nd

m__ntain


3. Write the correct 'ou' words under the pictures.











Phase 5

Sort the words under the correct headings.

ow	ou
----	----


clown	cloud	towel
sprout	brown	frown
mouse	outside	shower

Use the 'ow' and 'ou' words to write sentences.


Can you see the cows in the field?

The mountain is high.


Maths task 1
Circles



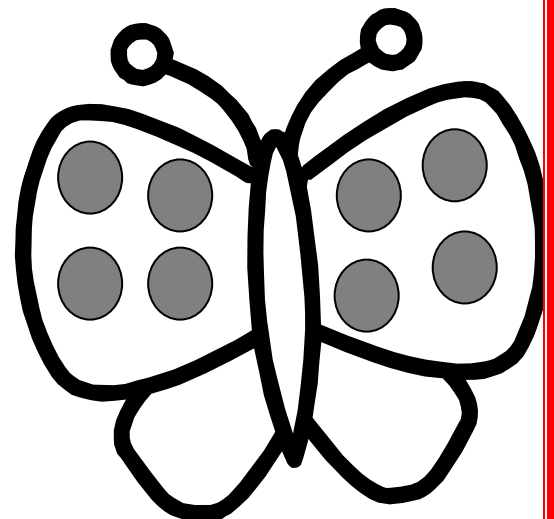
$$\frac{1}{2} \text{ of } 2 =$$



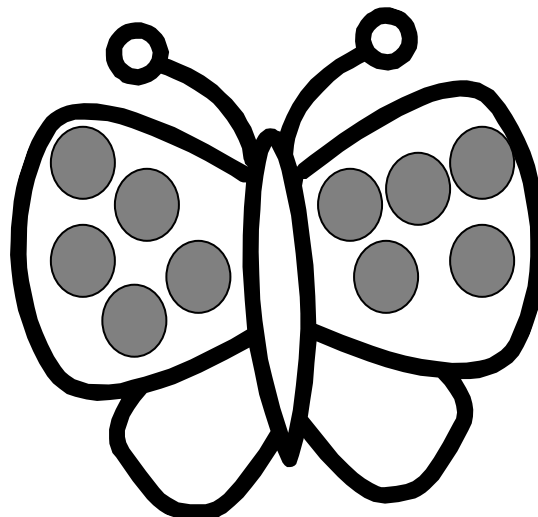
$$\frac{1}{2} \text{ of } 6 =$$



$$\frac{1}{2} \text{ of } 4 =$$






$$\frac{1}{2} \text{ of } 8 =$$



$$\frac{1}{2} \text{ of } 10 =$$

Maths task 1
Squares and Pentagons

Find half of each amount.



Find half of the amounts and complete the stem sentences.



There are ____ beads.


Half of ____ is ____



There are ____ marbles.

Half of ____ is ____

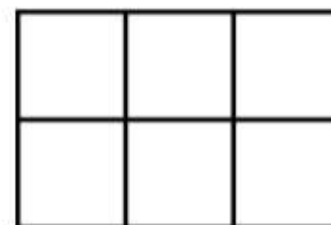
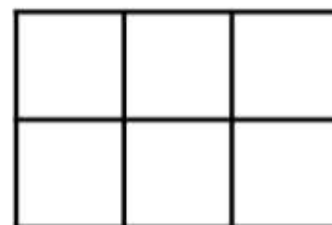
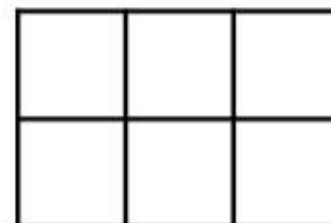
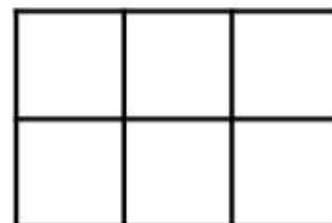
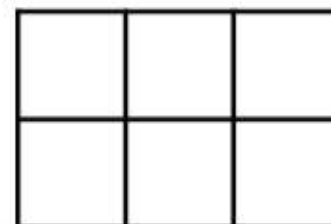
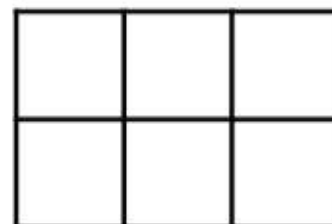
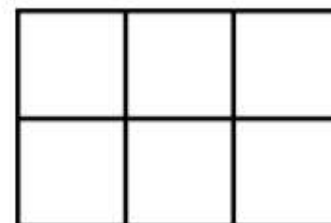
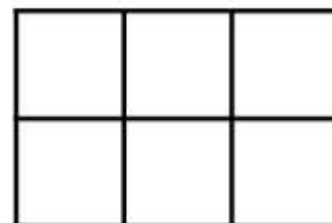
Find half of the sheep.



There are ____ sheep.

Half of ____ is ____

How many different ways can you shade one half of the shapes?



Maths task 1
Hexagons

Find half of the amounts and complete the stem sentences.



There are ____ beads.


Half of ____ is ____



There are ____ marbles.

Half of ____ is ____

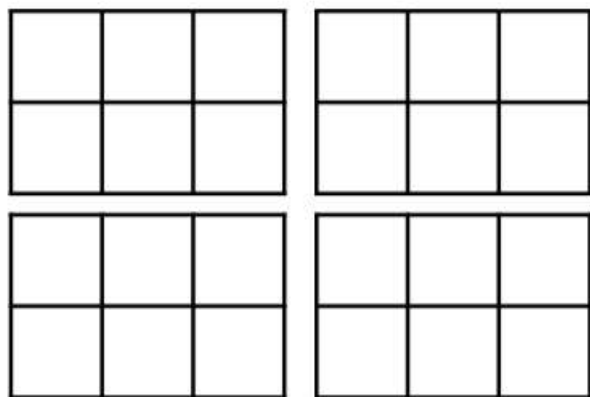
Find half of the sheep.



There are ____ sheep.

Half of ____ is ____

How many different ways can you shade one half of the shapes?



Eva and Jack are both attempting to split a rectangle in half.



Eva



Jack thinks he can find three more ways.



Jack

Find Jack's three examples.

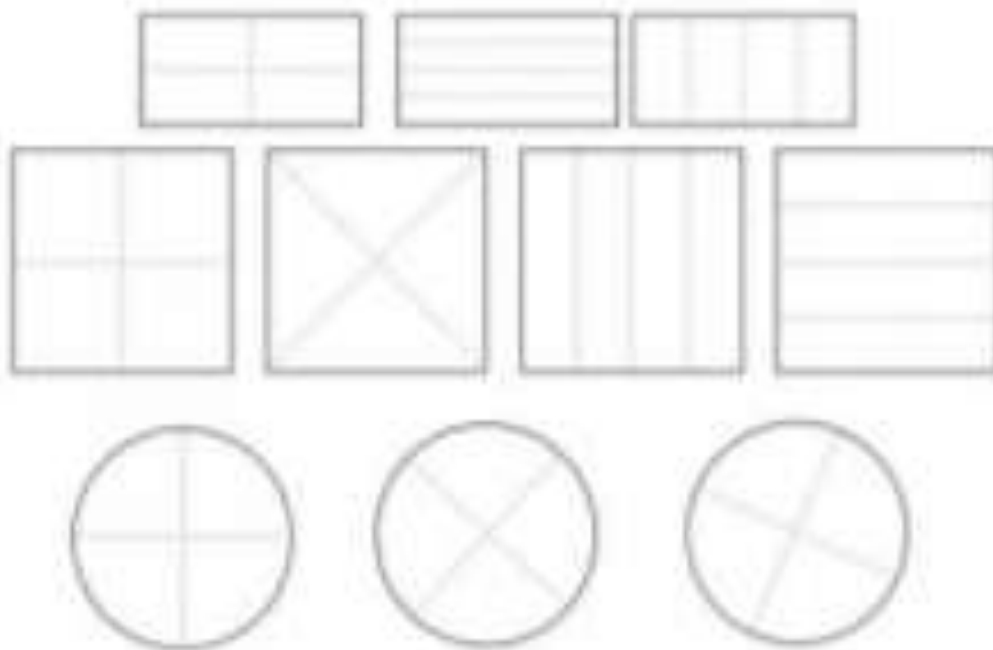
Maths task 2

Circles

Tick the shapes that show a quarter.



How many ways can you find a quarter of these shapes?




There are ____ cakes.

There is ____ cake in each quarter.

A quarter of ____ is ____

Maths task 2
Squares and pentagons.

How many ways can you find a quarter of these shapes?



Complete the sentences about these groups.



There are ___ cakes.
There is ___ cake in each quarter.
A quarter of ___ is ___

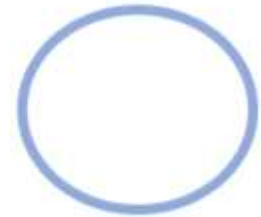


There are ___ sweets.
There are ___ sweets in each quarter.
A quarter of ___ is ___

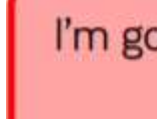


There are ___ peaches.
There are ___ peaches in each quarter.
A quarter of ___ is ___

Mr. White has asked his class to put one quarter of the balls into the hoop.



I'm going to put one ball in the hoop.



I'm going to put three balls in the hoop.

Whitney



I'm going to put four balls into the hoop.

Tommy

Who is correct? Can you explain any mistakes made?

Maths task 2

Hexagons

Complete the sentences about these groups.



There are ___ cakes.
There is ___ cake in each quarter.
A quarter of ___ is ___



There are ___ sweets.
There are ___ sweets in each quarter.
A quarter of ___ is ___




There are ___ peaches.
There are ___ peaches in each quarter.
A quarter of ___ is ___

True or false?

One quarter of this shape is shaded. Explain your answer.



Mr. White has asked his class to put one quarter of the balls into the hoop.



I'm going to put one ball in the hoop.

I'm going to put three balls in the hoop.



Whitney



I'm going to put four balls into the hoop.

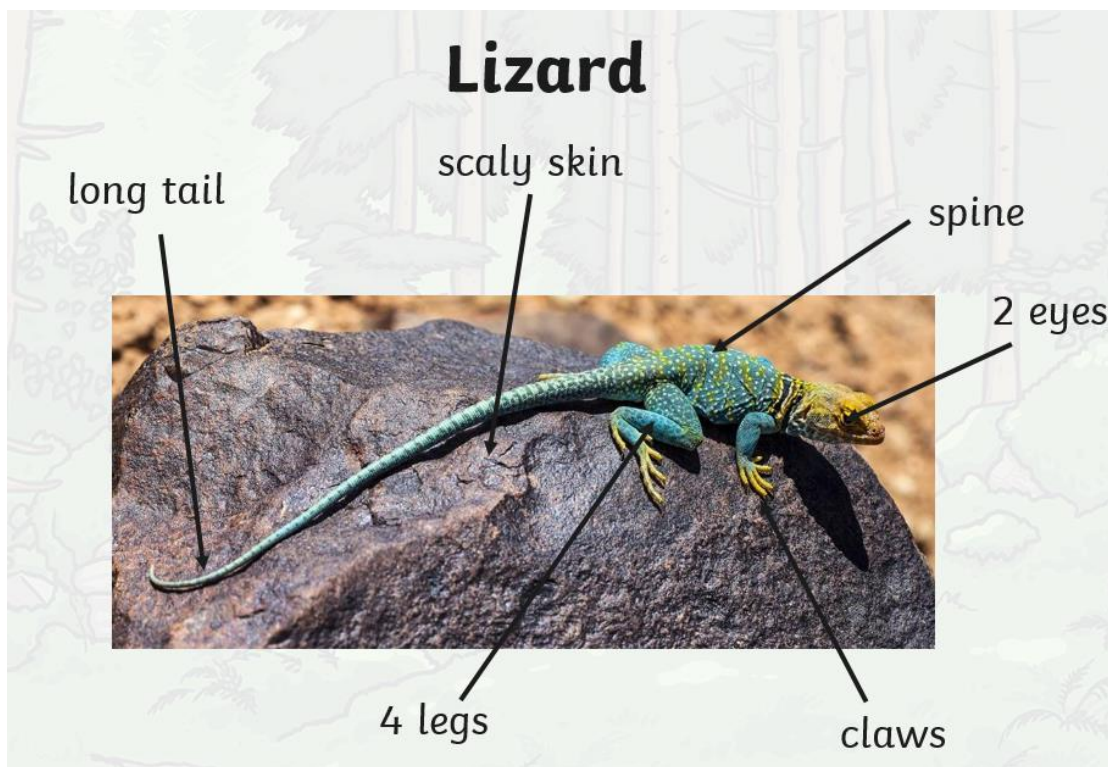
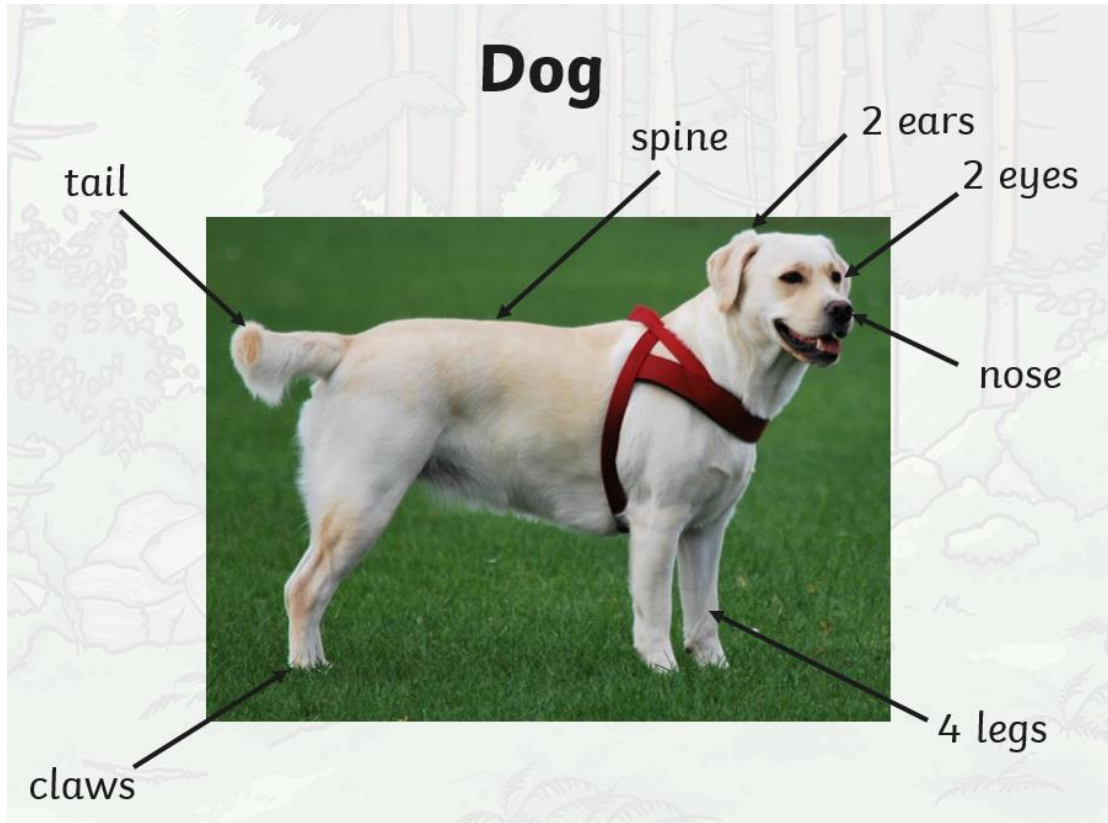
Tommy

Who is correct? Can you explain any mistakes made?

Science


Draw and label four different animals.

What similarities and differences do they have?



Science


Draw lines or finish the words to label the human.



Labels and word fragments for the human body:

- eye
- nose
- h _ _ _
- h _ _ _
- shoulder
- teeth
- knee
- thumb
- e _ _ _ _
- toes
- fingers
- leg
- f _ _ _


Label the rabbit.



Labels for the rabbit:

- ear
- nose
- eye
- fur
- hind leg
- teeth


Draw lines to label the frog.



Labels for the frog:

- eye
- nostril
- foreleg
- webbed foot
- hind leg

Label the chicken.




Labels for the chicken:

- beak
- feathers
- leg
- wing

Science

The Structure of Animals



gills



tentacles



scales



nose



spine



fur



leg



wings



beak



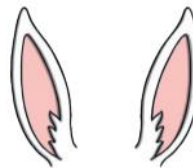
claw



visit [twinkl.com](https://www.twinkl.com)



eyes



ears



tail



tusks



fins



feathers



trunk

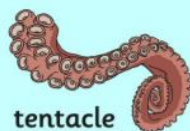
Animal Parts



paw



claw



tentacle



flipper



antler



tusk



claw



fin



gills



hoof



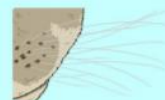
horns



trunk



wing




whiskers



beak



skin



scales



fur



feathers



visit [twinkl.com](https://www.twinkl.com)

Go birdwatching

How many of these birds can you see around where you live?


As you spot each bird, write down where you saw it.



House sparrow

Look in hedges, parks and gardens for small, chirpy, streaky brown birds. Male has grey cap and black chin; female is plainer.

Where?



Starling

Bigger than a sparrow, but smaller than a blackbird (speckled in winter), short tail, pointed beak and waddling walk. Often in flocks.

Where?



Blue tit

Tiny green and yellow bird with blue wings and tail. Look for blue cap edged with white. Common in gardens and woods.

Where?



Blackbird

Common in gardens and woods, between sparrow and pigeon in size. Male black with yellow beak, female brown.

Where?



Woodpigeon

Common, big, grey pigeon with a white band on the wing and white neck patches. Wings make a noisy clatter. Often in flocks.

Where?



Robin

A small, perky garden and woodland bird. The orange-red face and chest are unique but not quite as bright as you might expect.

Where?



Great tit

Smaller than a sparrow but bright, bold and noisy. Has a black cap, big white cheek patches and black stripe down front.

Where?



Goldfinch

Brightly-coloured sparrow-sized, usually seen in flocks, giving ringing calls.

Where?



Action

Write and tell us
what you saw
when you went
birdwatching.



Collared dove

A small, slim, pale dove. Look for the thin black band around the back of the neck. Often in gardens.

Where?



Magpie

Big, long-tailed black and white bird like nothing else. Makes loud chattering noise. Often in gardens, farmland and woods.

Where?



Chaffinch

A sparrow-sized bird of gardens, fields and woods. Look for two white bars across the wing and white sides to the tail.

Where?

Wild activities!

www.rspb.org.uk/wildchallenge
Sign up and earn rewards!



[Wild Challenge extra]

What did you spot?

Can you **describe two birds** you have seen and add a **drawing** or **picture** of each? If you like, you could **send us a picture** of this page to show us what you saw.



Name of bird (if known)

Where was it? (on the ground/in a tree/on water/somewhere else)

What was it doing? (flying/hopping/walking/standing still/feeding/something else)

How big was it? (sparrow-sized/pigeon-sized/bigger)

Name of bird (if known)

Where was it? (on the ground/in a tree/on water/somewhere else)

What was it doing? (flying/hopping/walking/standing still/feeding/something else)

How big was it? (sparrow-sized/pigeon-sized/bigger)

